



# CONNECTOR & CABLE ACCESSORIES

## LANYARDS, RINGS, & EYELETS


### LANYARDS



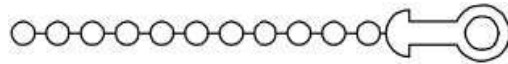
#8 STAINLESS STEEL SASH CHAIN



STAINLESS STEEL WIRE ROPE WITH CHOICE OF JACKET MATERIAL



NYLON ROPE, BLACK



STAINLESS STEEL BEAD CHAIN

TABLE I - LANYARD OPTIONS

ORDERING CODE	DESCRIPTION
X	NO ACCESSORY
R	STAINLESS STEEL WIRE ROPE, CLEAR PVC JACKET
B	STAINLESS STEEL BEAD CHAIN
S	STAINLESS STEEL SASH CHAIN
G	NYLON ROPE, BLACK
Y	STAINLESS STEEL WIRE ROPE, NYLON JACKET
T	STAINLESS STEEL WIRE ROPE, TEFLON JACKET
C	NO TERMINATION RING/LINK

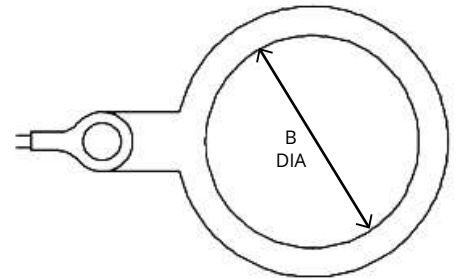


TABLE III  
SOLID RING SPECIFICATIONS IN (MM)

DASH NUMBER	B±.015 DIA
20	.512 (13.0)
21	.583 (14.8)
22	.709 (18.0)
23	.787 (20.0)
24	.906 (23.0)
25	1.024 (26.0)
26	1.178 (30.0)
27	1.266 (32.2)
28	1.428 (36.3)
29	1.535 (39.0)
30	1.678 (42.6)
31	1.760 (44.7)
32	1.890 (48.0)
33	2.140 (54.4)
34	2.406 (61.1)
35	2.656 (67.5)
40	0.445 (11.3)
42	0.57 (14.5)
44	0.635 (16.1)
46	0.695 (17.7)
37	0.845 (21.5)
36	1.51 (38.4)
47	2.81 (71.4)

EYELET

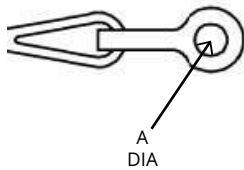


TABLE II  
EYELET SPECIFICATIONS IN (MM)

DASH NUMBER	A±.005" DIA
00	NO EYELET
01	0.140 (3.6)
02	0.167 (4.2)
03	0.197 (5.0)
04	0.125 (3.2)
05	0.156 (4.0)
06	0.182 (4.6)
07	0.191 (4.9)
08	0.218 (5.5)
10	*.500 Min. LOOP

\* Only Available with Rope/Wire Rope Lanyards. Actual loop size may vary and shall be controlled by a technical drawing