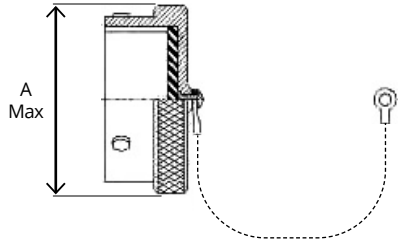


TOPFLITE PROTECTIVE COVER

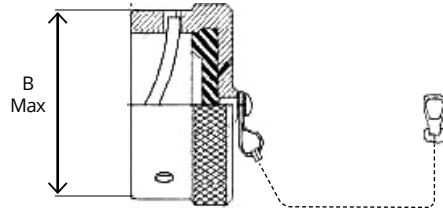
TF501 & TF502

MIL-DTL-38999 SERIES I

TF501 - FOR PLUGS



TF502 - FOR RECEPTACLES



| TABLE - PROTECTIVE COVER DIMENSIONS | | |
|-------------------------------------|--------------|--------------|
| SHELL SIZE | A MAX | B MAX |
| 9 | .820 (20.8) | .844 (21.4) |
| 11 | .940 (23.9) | .968 (24.6) |
| 13 | 1.070 (27.2) | 1.125 (28.6) |
| 15 | 1.190 (30.2) | 1.250 (31.8) |
| 17 | 1.320 (33.5) | 1.406 (35.7) |
| 19 | 1.440 (36.6) | 1.500 (38.1) |
| 21 | 1.570 (39.9) | 1.625 (41.3) |
| 23 | 1.690 (42.9) | 1.750 (44.5) |
| 25 | 1.820 (46.2) | 1.875 (47.6) |

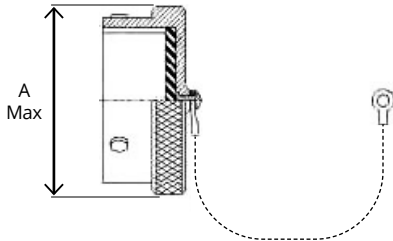
| PART NUMBER BREAKDOWN | | | | | | | |
|-----------------------|---|------|----|----|----|----|----|
| EXAMPLE PART NUMBER | TF | 501- | 11 | W- | 55 | S- | 02 |
| BASIC PART NUMBER | | | | | | | |
| INTERFACE | 501 - MIL-DTL-38999 SERIES I (FOR PLUGS) 502 - MIL-DTL-38999 SERIES I (FOR RECEPTACLES) | | | | | | |
| SHELL SIZE | | | | | | | |
| MATERIAL/ FINISH | W - ALUMINUM W/ O.D. CADMIUM F - ALUMINUM W/ ELECTROLESS NICKEL G - ALUMINUM HARD ANODIZED K - STAINLESS STEEL PASSIVATED A - ALUMINUM BLACK ANODIZED (SEE PAGE 4 FOR ADDITIONAL MATERIALS/FINISHES) | | | | | | |
| LANYARD LENGTH | 1/2 INCH INCREMENTS (EX. 35 IS 3.5 INCHES) | | | | | | |
| ACCESSORY | (SEE PAGE 8) | | | | | | |
| EYELET OR RING SIZE | (SEE PAGE 8) | | | | | | |

TOPFLITE PROTECTIVE COVER

TF510 & TF511

MIL-DTL-38999 SERIES II

TF510 - FOR PLUGS



TF511 - FOR RECEPTACLES

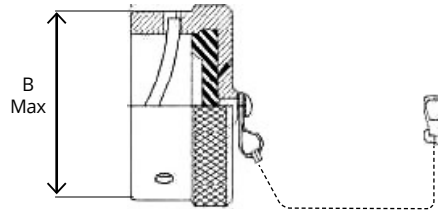


TABLE - PROTECTIVE COVER DIMENSIONS

| SHELL SIZE | A MAX | B MAX |
|------------|--------------|--------------|
| 8 | .720 (18.3) | .719 (18.3) |
| 10 | .850 (21.6) | .812 (20.6) |
| 12 | 1.000 (25.4) | 1.000 (25.4) |
| 14 | 1.130 (28.7) | 1.125 (28.6) |
| 16 | 1.250 (31.8) | 1.250 (31.8) |
| 18 | 1.380 (35.1) | 1.375 (34.9) |
| 20 | 1.500 (38.1) | 1.500 (38.1) |
| 22 | 1.630 (41.4) | 1.625 (41.3) |
| 24 | 1.750 (44.5) | 1.750 (44.5) |

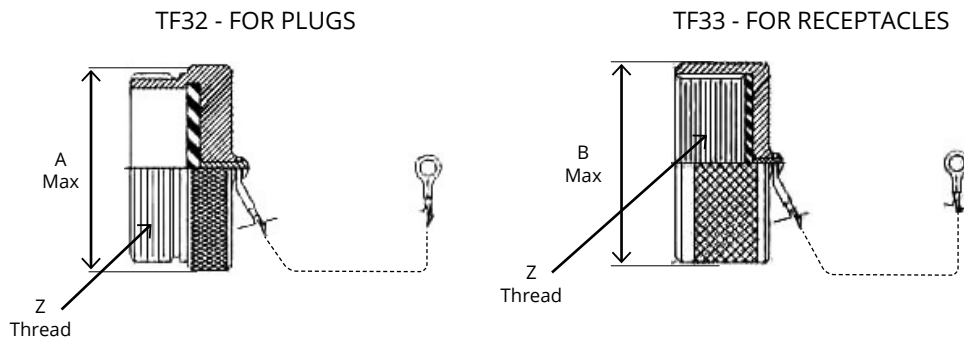
PART NUMBER BREAKDOWN

| EXAMPLE PART NUMBER | TF | 510- | 11 | W- | 55 | S- | 02 |
|----------------------------|---|------|---|----|----|----|----|
| BASIC PART NUMBER | | | | | | | |
| INTERFACE | 510 - MIL-DTL-38999 SERIES II (FOR PLUGS) | | 511 - MIL-DTL-38999 SERIES II (FOR RECEPTACLES) | | | | |
| SHELL SIZE | | | | | | | |
| MATERIAL/ FINISH | W - ALUMINUM W/ O.D. CADMIUM F - ALUMINUM W/ ELECTROLESS NICKEL G - ALUMINUM HARD ANODIZED K - STAINLESS STEEL PASSIVATED A - ALUMINUM BLACK ANODIZED (SEE PAGE 4 FOR ADDITIONAL MATERIALS/FINISHES) | | | | | | |
| LANYARD LENGTH | 1/2 INCH INCREMENTS (EX. 35 IS 3.5 INCHES) | | | | | | |
| ACCESSORY | (SEE PAGE 8) | | | | | | |
| EYELET OR RING SIZE | (SEE PAGE 8) | | | | | | |

TOPFLITE PROTECTIVE COVER

TF32 & TF33

MIL-DTL-38999 SERIES III



| SHELL SIZE | Z THREAD | A MAX | B MAX |
|------------|---------------------|--------------|--------------|
| 09 (A) | .6250-0.1P-0.3L-TS | .906 (23.0) | .906 (23.0) |
| 11 (B) | .7500-0.1P-0.3L-TS | 1.024 (26.0) | 1.102 (28.0) |
| 13 (C) | .8750-0.1P-0.3L-TS | 1.220 (31.0) | 1.220 (31.0) |
| 15 (D) | 1.0000-0.1P-0.3L-TS | 1.300 (33.0) | 1.260 (32.0) |
| 17 (E) | 1.1875-0.1P-0.3L-TS | 1.457 (37.0) | 1.457 (37.0) |
| 19 (F) | 1.2500-0.1P-0.3L-TS | 1.575 (40.0) | 1.535 (39.0) |
| 21 (G) | 1.3750-0.1P-0.3L-TS | 1.732 (44.0) | 1.654 (42.0) |
| 23 (H) | 1.5000-0.1P-0.3L-TS | 1.811 (46.0) | 1.772 (45.0) |
| 25 (J) | 1.6250-0.1P-0.3L-TS | 1.969 (50.0) | 1.929 (49.0) |

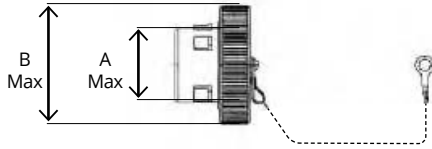
| PART NUMBER BREAKDOWN | | | | | | | |
|-----------------------|---|-----|----|----|----|----|----|
| EXAMPLE PART NUMBER | TF | 32- | 09 | W- | 55 | S- | 02 |
| BASIC PART NUMBER | | | | | | | |
| INTERFACE | 32 - MIL-DTL-38999 SERIES III (FOR PLUGS) 33 - MIL-DTL-38999 SERIES III (FOR RECEPTACLES) | | | | | | |
| SHELL SIZE | | | | | | | |
| MATERIAL/ FINISH | W - ALUMINUM W/ O.D. CADMIUM F - ALUMINUM W/ ELECTROLESS NICKEL G - ALUMINUM HARD ANODIZED K - STAINLESS STEEL PASSIVATED A - ALUMINUM BLACK ANODIZED (SEE PAGE 4 FOR ADDITIONAL MATERIALS/FINISHES) | | | | | | |
| LANYARD LENGTH | 1/2 INCH INCREMENTS (EX. 35 IS 3.5 INCHES) | | | | | | |
| ACCESSORY | (SEE PAGE 8) | | | | | | |
| EYELET OR RING SIZE | (SEE PAGE 8) | | | | | | |

TOPFLITE PROTECTIVE COVER

TF451 & TF452

MIL-DTL-38999 SERIES IV

TF451 - FOR PLUGS



TF452 - FOR RECEPTACLES

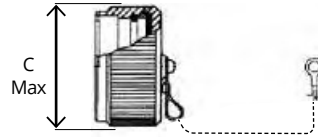


TABLE I - PROTECTIVE COVER DIMENSIONS

| SHELL SIZE | A | B | C |
|------------|--------------|--------------|--------------|
| 11 (B) | .509 (12.9) | 1.180 (30.0) | .875 (22.2) |
| 13 (C) | .634 (16.1) | 1.320 (33.5) | 1.000 (25.4) |
| 15 (D) | .759 (19.3) | 1.440 (36.6) | 1.125 (28.6) |
| 17 (E) | .885 (22.5) | 1.560 (39.6) | 1.250 (31.8) |
| 19 (F) | 1.009 (25.6) | 1.680 (42.7) | 1.375 (34.9) |
| 21 (G) | 1.134 (28.8) | 1.820 (46.2) | 1.500 (38.1) |
| 23 (H) | 1.259 (32.0) | 1.940 (49.3) | 1.625 (41.3) |
| 25 (J) | 1.384 (35.2) | 2.060 (52.3) | 1.750 (44.5) |

PART NUMBER BREAKDOWN

| EXAMPLE PART NUMBER | TF | 451- | 11 | W- | 55 | S- | 02 |
|----------------------------|---|------|----|----|----|----|----|
| BASIC PART NUMBER | | | | | | | |
| INTERFACE | 451 - MIL-DTL-38999 SERIES IV (FOR PLUGS) 452 - MIL-DTL-38999 SERIES IV (FOR RECEPTACLES) | | | | | | |
| SHELL SIZE | | | | | | | |
| MATERIAL/ FINISH | W - ALUMINUM W/ O.D. CADMIUM F - ALUMINUM W/ ELECTROLESS NICKEL G - ALUMINUM HARD ANODIZED K - STAINLESS STEEL PASSIVATED A - ALUMINUM BLACK ANODIZED (SEE PAGE 4 FOR ADDITIONAL MATERIALS/FINISHES) | | | | | | |
| LANYARD LENGTH | 1/2 INCH INCREMENTS (EX. 35 IS 3.5 INCHES) | | | | | | |
| ACCESSORY | (SEE PAGE 8) | | | | | | |
| EYELET OR RING SIZE | (SEE PAGE 8) | | | | | | |