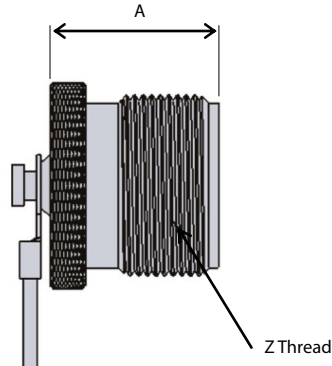


TFM12 – EXTERNAL THREAD



TFM11 – INTERNAL THREAD

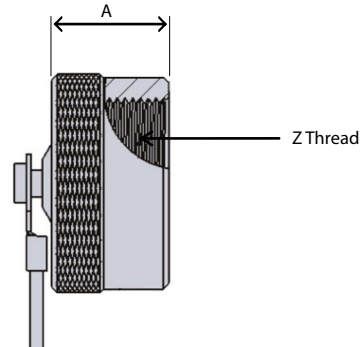


TABLE 1 – PROTECTIVE COVER DIMENSIONS		
SIZE	A MAX	Z THREAD
01	0.250	M4X0.7
02	0.250	M5X0.8
03	0.250	M6X1.0
04	0.250	M6X0.75
05	0.250	M7X1.0
06	0.375	M8X1.25
07	0.375	M8X1.0
08	0.375	M10X1.5
09	0.375	M10X1.25
10	0.375	M10X1.0
11	0.375	M12X1.75
12	0.375	M12X1.5


TABLE 1 – PROTECTIVE COVER DIMENSIONS		
SIZE	A MAX	Z THREAD
13	0.375	M12X1.25
14	0.500	M14X2.0
15	0.500	M16X2.0
16	0.500	M16X1.5
17	0.500	M18X2.5
18	0.500	M20X2.5
19	0.500	M20X1.5
20	0.650	M22X2.5
21	0.650	M24X3.0
22	0.650	M27X3.0
23	0.650	M30X3.5

PROTECTIVE COVERS - PART NUMBER BREAKDOWN / HOW TO ORDER						
TFM	11-	10	W-	55	S-	02
EYELET OR RING SIZE (SEE TABLE III OR IV)						
ACCESSORY (SEE TABLE II)						
LENGTH 1/2 INCH INCREMENTS (EX. 35 IS 3.5 INCHES)						
MATERIAL & FINISH W - ALUMINUM W/ O.D. CADMIUM F - ALUMINUM W/ ELECTROLESS NICKEL G - ALUMINUM HARD ANODIZED K - STAINLESS STEEL PASSIVATED A - ALUMINUM BLACK ANODIZE (SEE SECTION B FOR ADDITIONAL MATERIAL/FINISHES)						
SHELL SIZE						
INTERFACE 11 - INTERNAL THREAD STYLE 12 - EXTERNAL THREAD STYLE						
BASIC PART NUMBER						


LANYARDS



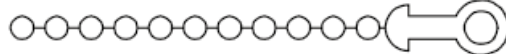
#8 STAINLESS STEEL SASH CHAIN



STAINLESS STEEL WIRE ROPE WITH CHOICE OF JACKET MATERIAL

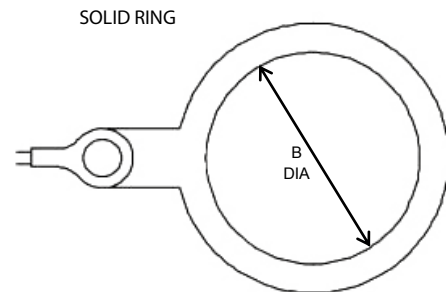


NYLON ROPE, BLACK

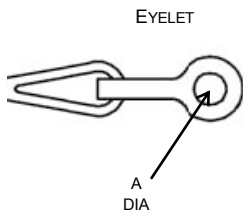


STAINLESS STEEL BEAD CHAIN

TABLE II - LANYARD OPTIONS	
ORDERING CODE	DESCRIPTION
X	NO ACCESSORY
R	STAINLESS STEEL WIRE ROPE, PVC JACKET
B	STAINLESS STEEL BEAD CHAIN
S	STAINLESS STEEL SASH CHAIN
G	NYLON ROPE, BLACK
Y	STAINLESS STEEL WIRE ROPE, NYLON JACKET
T	STAINLESS STEEL WIRE ROPE, TEFLON JACKET



SOLID RING



EYELET

A
DIA

TABLE III EYELET SPECIFICATIONS	
DASH NUMBER	A DIA
00	NO EYELET
01	0.140 (3.6)
02	0.167 (4.2)
03	0.197 (5.0)
04	0.125 (3.2)
05	0.156 (4.0)
06	0.182 (4.6)
07	0.191 (4.9)
08	0.218 (5.5)

TABLE IV SOLID RING SPECIFICATIONS	
DASH NUMBER	B DIA
20	.512 (13.0)
21	.583 (14.8)
22	.709 (18.0)
23	.787 (20.0)
24	.906 (23.0)
25	1.024 (26.0)
26	1.178 (30.0)
27	1.266 (32.2)
28	1.428 (36.3)
29	1.535 (39.0)
30	1.678 (42.6)
31	1.760 (44.7)
32	1.890 (48.0)
33	2.140 (54.4)
34	2.406 (61.1)
35	2.656 (67.5)

DISCLAIMER

ALL INFORMATION IN THIS CATALOG IS BELIEVED TO BE RELIABLE. READERS SHOULD INDEPENDENTLY EVALUATE EACH PRODUCT TO CONFIRM SUITABILITY WITH HIS/HER SPECIFIC APPLICATION. TOPFLITE COMPONENTS MAKES NO WARRANTIES AS TO THE ACCURACY OR COMPLETENESS OF THE INFORMATION AND DISCLAIM ANY LIABILITY REGARDING ITS USE. SPECIFICATIONS ARE SUBJECT TO CHANGE WITHOUT NOTICE. TOPFLITE COMPONENTS PROCESSES OR MATERIALS THAT DO NOT AFFECT COMPLIANCE WITH ANY APPLICABLE SPECIFICATION ARE SUBJECT TO CHANGE WITHOUT NOTICE.