

TF42 - FOR PLUGS

TF43 - FOR RECEPTACLES

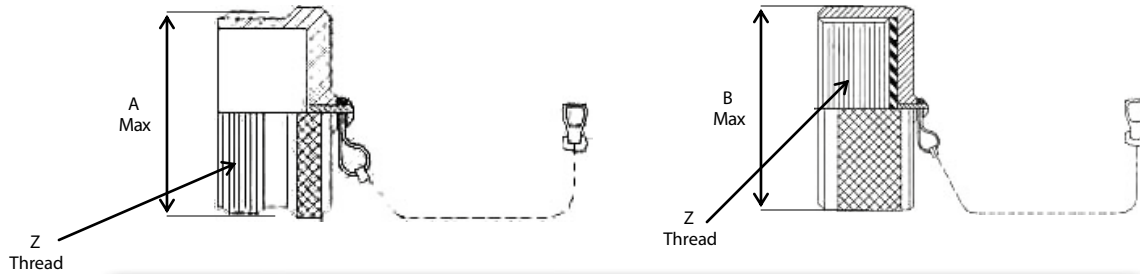


TABLE I—PROTECTIVE COVER DIMENSIONS

SHELL SIZE	Z THREAD	A MAX	B MAX
08	1/2 - 28 UNEF	.562 (14.3)	.688 (17.5)
10	5/8 - 24 UNEF	.687 (17.4)	.815 (20.7)
12	3/4 - 20 UNEF	.812 (20.6)	1.000 (25.4)
14	7/8 - 20 UNEF	.937 (23.8)	1.125 (28.6)
16	1 - 20 UNEF	1.062 (27.0)	1.188 (30.2)
18	1 1/8 - 18 UNEF	1.187 (30.1)	1.344 (34.1)
20	1 1/4 - 18 UNEF	1.312 (33.3)	1.469 (37.3)
22	1 3/8 - 18 UNEF	1.437 (36.5)	1.594 (40.5)
24	1 1/2 - 18 UNEF	1.562 (39.7)	1.719 (43.7)
28	1 3/4 - 18 UNS	1.812 (46.0)	1.969 (50.0)
32	2 - 18 UNS	2.062 (52.4)	2.219 (56.4)
36	2 1/4 - 16 UN	2.312 (58.7)	2.469 (62.7)
40	2 1/2 - 16 UN	2.562 (65.1)	2.719 (69.1)
44	2 3/4 - 16 UN	2.812 (71.4)	2.969 (75.4)
48	3 - 16 UN	3.062 (77.8)	3.188 (81.0)

PROTECTIVE COVERS - PART NUMBER BREAKDOWN / HOW TO ORDER

TF	42-	10	W-	55	S-	02	
							EYELET OR RING SIZE (SEE TABLE III OR IV)
							ACCESSORY (SEE TABLE II)
							LENGTH 1/2 INCH INCREMENTS (EX. 35 IS 3.5 INCHES) (OMIT FOR STANDARD)
							MATERIAL & FINISH W - ALUMINUM W/ O.D. CADMIUM F - ALUMINUM W/ ELECTROLESS NICKEL G - ALUMINUM HARD ANODIZED K - STAINLESS STEEL PASSIVATED A - ALUMINUM BLACK ANODIZED (SEE SECTION B FOR ADDITIONAL MATERIAL/FINISHES)
							SHELL SIZE
							INTERFACE 42 - MIL-DTL-5015 (FOR PLUGS) 43 - MIL-DTL-5015 (FOR RECEPTACLES)
							BASIC PART NUMBER


### LANYARDS



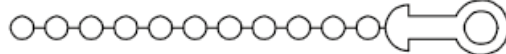
#8 STAINLESS STEEL SASH CHAIN



STAINLESS STEEL WIRE ROPE WITH CHOICE OF JACKET MATERIAL

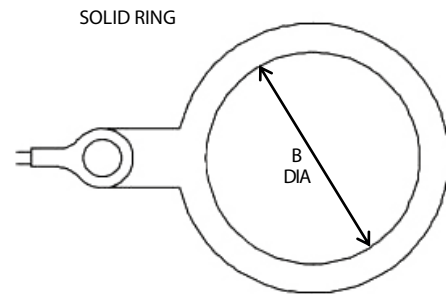


NYLON ROPE, BLACK

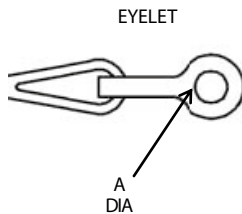


STAINLESS STEEL BEAD CHAIN

TABLE II - LANYARD OPTIONS	
ORDERING CODE	DESCRIPTION
X	NO ACCESSORY
R	STAINLESS STEEL WIRE ROPE, PVC JACKET
B	STAINLESS STEEL BEAD CHAIN
S	STAINLESS STEEL SASH CHAIN
G	NYLON ROPE, BLACK
Y	STAINLESS STEEL WIRE ROPE, NYLON JACKET
T	STAINLESS STEEL WIRE ROPE, TEFLON JACKET



SOLID RING



EYELET

A  
DIA

TABLE III EYELET SPECIFICATIONS	
DASH NUMBER	A DIA
00	NO EYELET
01	0.140 (3.6)
02	0.167 (4.2)
03	0.197 (5.0)
04	0.125 (3.2)
05	0.156 (4.0)
06	0.182 (4.6)
07	0.191 (4.9)
08	0.218 (5.5)

TABLE IV SOLID RING SPECIFICATIONS	
DASH NUMBER	B DIA
20	.512 (13.0)
21	.583 (14.8)
22	.709 (18.0)
23	.787 (20.0)
24	.906 (23.0)
25	1.024 (26.0)
26	1.178 (30.0)
27	1.266 (32.2)
28	1.428 (36.3)
29	1.535 (39.0)
30	1.678 (42.6)
31	1.760 (44.7)
32	1.890 (48.0)
33	2.140 (54.4)
34	2.406 (61.1)
35	2.656 (67.5)

**DISCLAIMER**

ALL INFORMATION IN THIS CATALOG IS BELIEVED TO BE RELIABLE. READERS SHOULD INDEPENDENTLY EVALUATE EACH PRODUCT TO CONFIRM SUITABILITY WITH HIS/HER SPECIFIC APPLICATION. TOPFLITE COMPONENTS MAKES NO WARRANTIES AS TO THE ACCURACY OR COMPLETENESS OF THE INFORMATION AND DISCLAIM ANY LIABILITY REGARDING ITS USE. SPECIFICATIONS ARE SUBJECT TO CHANGE WITHOUT NOTICE. TOPFLITE COMPONENTS PROCESSES OR MATERIALS THAT DO NOT AFFECT COMPLIANCE WITH ANY APPLICABLE SPECIFICATION ARE SUBJECT TO CHANGE WITHOUT NOTICE.